



Sync Subitem Timeline

Introduction

The Sync Subitem Timelines app keeps two Date columns (start and end) in sync with a Timeline column all living inside a subitem. This is a subitem version of the Start + End = Timeline app offered by Excellent Team.

There are two integration recipes in this app. One is designed for migration or initial sync (triggered on status change) and another one that synchronizes (triggered on column changes). Both recipes can be configured in the directions “Dates to Timeline” or “Timeline to Dates”. The integration recipe to keep dates and timeline in sync offers an additional option (“Bi-directional”) for the direction.

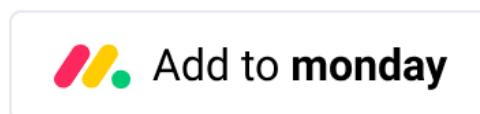
The “Sync Subitem Timeline” app is developed by monday.com power users and is available on the monday.com marketplace. When downloaded from the marketplace the app is installed in trial mode (10 days) and can be unlocked through the [Excellent Team](#) shop at any time.

You can skip to:

- [Installation](#)
- [Authorize the app](#)
- [Configuration](#)
- [Usage](#)

Installation

When you have already installed this app (e.g. in trial mode) you can skip to the [Configuration](#) section. There is no difference between the trial version or the paid version.



By clicking the image above you add this app to your monday.com account. In case you have multiple accounts, please select the correct account in the upper right corner. During the installation you are asked to authorize the app (see section below).

After installation of the Excellent Team app into your monday.com account you can add the app recipe(s) to your boards. You do this by clicking the integrations and find the monday App you are interested in.

Authorize the app

During the installation of the app in your monday.com account the required permissions (scope) for this app were shown. The app does not store user access tokens but the monday.com platform will grant the permissions shown during the installation for 60 seconds to the app. All actions will be performed with the user credentials of the user that installed the app.

Install **<<App Name>>** in your account
The app will be available to all users in your account



On monday.com, **<<App Name>>** would like to:

Read all of your boards data	The requested permissions (scope) may differ for different apps
Modify any of your boards' data	
Send notifications on your behalf	
Create and modify webhooks	

Cancel

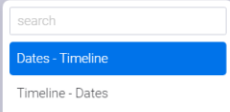
Install

Configuration

This app contains two recipes, one designed for migration (triggered on status change) and another one that synchronizes (triggered on column changes). Both recipes can be configured in the directions “Dates to Timeline” or “Timeline to Dates”. Recipes with different directions cannot be mixed on the same board to prevent building loops.

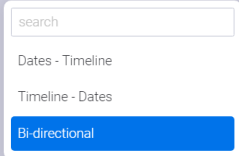
Migration recipe:

When Status changes to Convert using Sub Start, Sub End and Sub Timeline convert in the pick one direction



Synchronization recipe:

When Sub Start, Sub End or Sub Timeline in a subitem changes, synchronize in the pick one direction



You can configure the feature as any other monday.com automation. Just click the highlighted words to configure the feature for your board. In this case:

- status: the column in your board used to trigger the conversion
- this value: the value of the status that triggers the conversion
- this start date: a monday.com Date column
- this end date: a monday.com Date column
- this timeline: a monday.com Timeline column where you want to convert to / from
- pick one: a dropdown where you can select “Dates to Timeline” or “Timeline to Dates” (or “Bi-directional” when using the synchronization recipe).

Warning: it is possible to use multiple recipes on the same board that uses the same columns in the opposite direction. The app discovers infinite loops and stops the loop as soon as everything is in sync. Although this is supported it is not a good idea to build such a loop before doing a high number of updates (like an import) as the app will update columns several times for each item. As an example updating 200 sub-items with a loop configuration can take up to 7 minutes.

Usage

On first use of the feature you will be granted a 10-day trial period, unless you purchased the Excellent Team app in the shop. If you want to use the feature after this trial period you can purchase the feature in the [Excellent Team](#) shop. After purchasing the feature it will be available immediately and if you already configured the feature you will not lose your configuration.

The feature is fully functional in trial mode. You will receive a notification in Monday.com that show that the feature is in trial mode. A few days before the end of the 10 day trial period you will receive another notification. The feature stops working after the trial period is passed and you can safely remove the feature from your board(s).

There are two recipes in this app. One is designed for migration (triggered on status change) and another one that synchronizes (triggered on column changes). Both recipes can be configured in the directions “Dates to Timeline” or “Timeline to Dates”. Recipes with different directions can be mixed on the same board as the app discovers infinite loops and stops the loop as soon as everything is in sync.